

NYS Tug Hill Commission Local Leaders Survey – 2023

212 out of 381 surveys mailed on April 14, 2023 were returned for a return rate of 55.6%.

Section 1. Local Leader Profile

Your responses to this survey are strictly confidential, unless you choose to share your name at the end. Please give us the following information to help us match responses by geographic area and your involvement in local matters.

1. In what town or village do you live? (# of responses)

Adams (T) - 6	Boylston - 2	Copenhagen - 1	Lewis - 3	Parish (T) - 3	Sylvan Beach - 4	Western - 4
Adams (V) - 2	Camden (T) - 6	Denmark - 4	Leyden - 2	Parish (V) - 1	Trenton - 4	Williamstown - 4
Albion - 3	Camden (V) - 3	Florence - 6	Lorraine - 3	Pinckney - 1	Turin (T) - 4	Worth - 3
Amboy - 2	Castorland - 2	Floyd - 4	Lowville (V) - 1	Redfield - 4	Turin (V) - 2	Do not live in TH - 7
Annsville - 3	Central Square - 3	Forestport - 3	Lyons Falls - 2	Remsen (T) - 4	Vienna - 3	
Ava - 3	Champion - 1	Harrisburg - 3	Martinsburg - 3	Remsen (V) - 2	Watertown - 5	
Black River - 5	Cleveland - 2	Hastings - 2	Montague - 4	Rodman - 3	West Carthage - 3	
Boonville (T) - 4	Constableville - 4	Holland Patent - 4	Orwell - 2	Rutland - 2	West Monroe - 3	
Boonville (V) - 1	Constantia - 5	Lee - 3	Osceola - 2	Steuben - 1	West Turin - 3	

Other:

Carthage - 1	Mannsville - 1	Oriskany - 1	Ellisburg - 1
Deferiet - 3	Theresa - 1	New Bremen - 1	Ilion - 1
Wilna - 8	Lyme - 1	Mexico - 1	Scriba - 1
Brownville - 1	Croghan - 1	Henderson Harbor - 1	Richland - 1

In what county do you live? (# of responses/% of respondents)

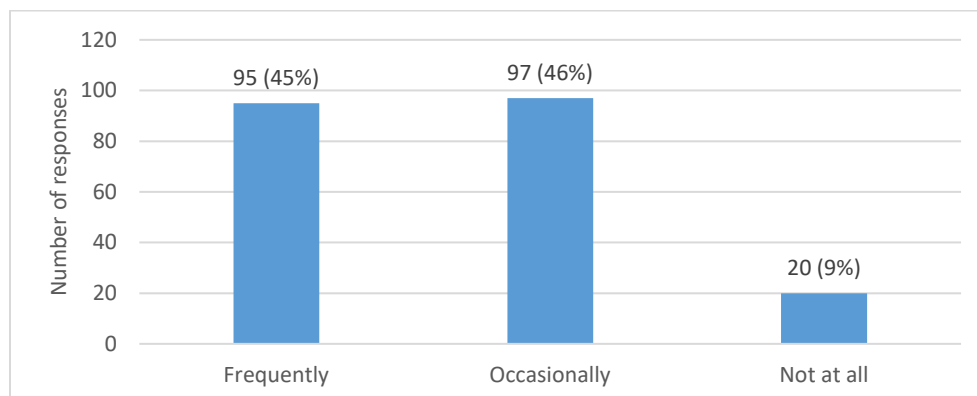
Jefferson – 53/25%	Lewis – 51/24%	Oneida – 63/30%	Oswego – 40/19%	Other – 5/2%
--------------------	----------------	-----------------	-----------------	--------------

2. Which of the following organizations or groups are you currently a member of? (# of responses/% of respondents)

Town board – 46/12%	Village board – 18/5%	Other town/village official – 13/3%	County legislator – 7/2%
Planning board – 36/9%	Fire company/rescue squad – 18/5%	Village clerk – 11/3%	Farm or forestry organization – 5/1%
Town clerk – 30/8%	Hunting – 16/4%	County government agency – 11/3%	Other – 19/5%
ZBA – 25/7%	Economic development – 15/4%	Environmental – 10/3%	
Highway/DPW – 25/7%	COG – 14	Outdoor recreation – 9/2%	

3. How often have you worked with Tug Hill Commission staff (or circuit riders) in the last five years? (# of responses/% of respondents)

Frequently – 95/45%	Occasionally – 97/46%	Not at all – 20/9%
---------------------	-----------------------	--------------------



Section 2. Program Effectiveness and Importance

The Commission’s mission is “helping local governments and citizens shape the future of the Tug Hill region.” Its legislative charge calls for enhancing the region’s environment and economy through work with local governments and organizations. In light of this, please rank the Commission’s programs for **IMPORTANCE** (in Question 4) and **EFFECTIVENESS** (in Question 5).

4. How would you rate the **IMPORTANCE** of the following Tug Hill Commission programs to the future of the Tug Hill region? (E=Essential, I=Important, NI=Not Important, DK=Don't Know, % of respondents)

	<i>E</i>	<i>I</i>	<i>NI</i>	<i>DK</i>
Workshops to increase local officials’ skills including annual Local Government Conference	66%	32%	0%	1%
Helping communities find money for water, sewer, housing, and similar grants and loans	66%	31%	1%	2%
Land use planning assistance to towns and villages	60%	37%	1%	2%
Support to groups of communities working together, especially local councils of governments (Cooperative Tug Hill Council, Northern Oneida County COG, North Shore COG, River Area COG and Salmon Rivers COG)	59%	38%	0%	3%
Helping communities protect the environment	45%	51%	1%	2%
Helping communities find money for parks, recreation, downtown revitalization	56%	38%	2%	4%
Helping towns and villages in solving day-to-day legal, accounting, computer, and similar problems	53%	34%	7%	6%
Circuit rider attendance at municipal board meetings	42%	49%	3%	5%
Educational programs to increase local citizens’ and children’s understanding of natural and cultural resources	34%	58%	6%	2%
Helping recreation trail development (skiing, ATV's, snowmobiles, scenic highways, etc.)	29%	60%	8%	3%
Technical assistance to forest landowners and forest products businesses	30%	57%	5%	8%
Technical assistance to farmers and farm businesses	33%	51%	6%	11%
Technical assistance to chambers of commerce and similar groups	29%	54%	7%	10%

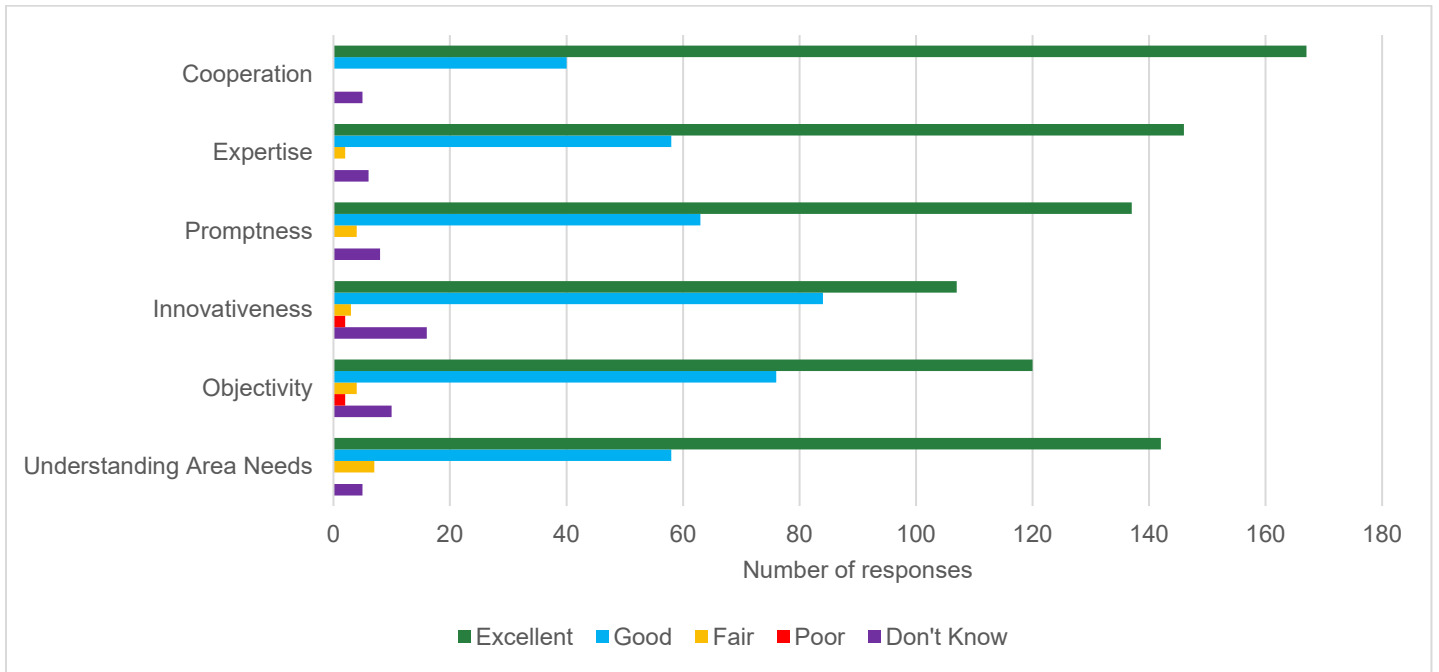
5. How would you rate the **EFFECTIVENESS** of the following programs of the Tug Hill Commission? (Please check only one for each category.) (E=Excellent, G=Good, F=Fair, P=Poor, NEI=Not Enough Info to Rate)*

	<i>E</i>	<i>G</i>	<i>F</i>	<i>P</i>	<i>NEI</i>
Workshops to increase local officials’ skills including annual Local Government Conference	63%	28%	7%	0%	2%
Land use planning assistance to towns and villages	54%	33%	7%	0%	7%
Helping communities protect the environment	37%	48%	4%	0	11%
Support to groups of communities working together, especially local councils of governments (Cooperative Tug Hill Council, Northern Oneida County COG, North Shore COG, River Area COG and Salmon Rivers COG)	43%	41%	9%	0%	7%
Circuit rider attendance at municipal board meetings	52%	30%	2%	2%	13%
Helping communities find money for parks, recreation, downtown revitalization	35%	46%	2%	2%	15%
Helping recreation trail development (skiing, ATV's, snowmobiles, scenic highways, etc.)	33%	46%	7%	0%	15%
Helping communities find money for water, sewer, housing, and similar grants and loans	39%	39%	2%	2%	17%
Helping towns and villages in solving day-to-day legal, accounting, computer, and similar	37%	39%	9%	0%	15%
Educational programs to increase local citizens’ and children’s understanding of natural and	26%	43%	9%	0%	22%
Technical assistance to chambers of commerce and similar groups	30%	37%	4%	0%	28%
Technical assistance to farmers and farm businesses	28%	33%	7%	0%	33%
Technical assistance to forest landowners and forest products businesses	28%	30%	9%	0%	33%

*Technical error caused this question to have a smaller sample size.

6. How would you rate the Tug Hill Commission on the following characteristics? (Please check only one for each category; % of respondents)

	<i>Excellent</i>	<i>Good</i>	<i>Fair</i>	<i>Poor</i>	<i>Don't Know</i>
Cooperation	79%	19%	0%	0%	2%
Expertise	69%	27%	1%	0%	3%
Understanding area needs	67%	27%	3%	0%	2%
Promptness	65%	30%	2%	0%	4%
Objectivity	57%	36%	2%	1%	5%
Innovativeness	50%	40%	1%	1%	8%

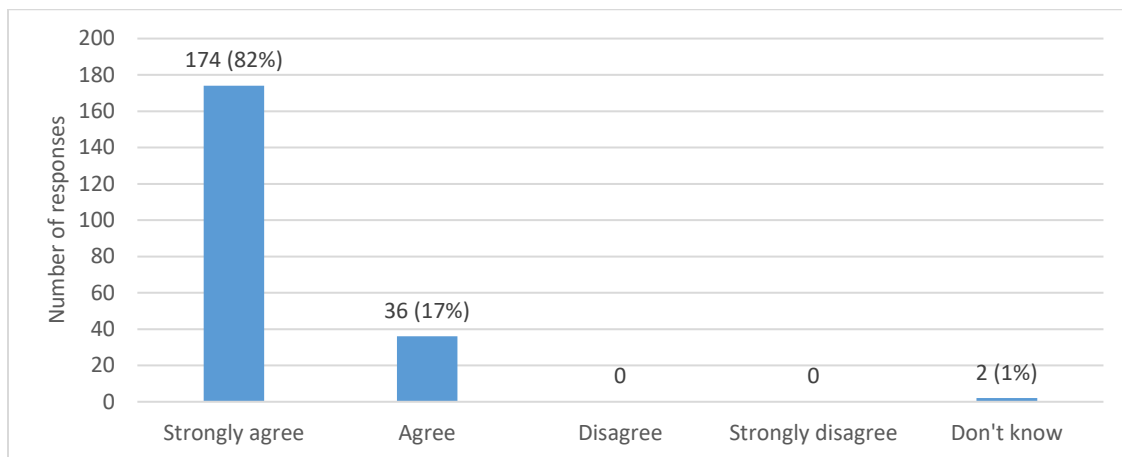


Section 3. Commission Role

The Tug Hill Commission provides for the future of the region through help to local governments and organizations. It is a provider of information, expertise, and service. It does not regulate. It does not set policy for the region. Please let us know how you feel about this in answering the following questions. (Please check the **one** answer that best represents your opinion.)

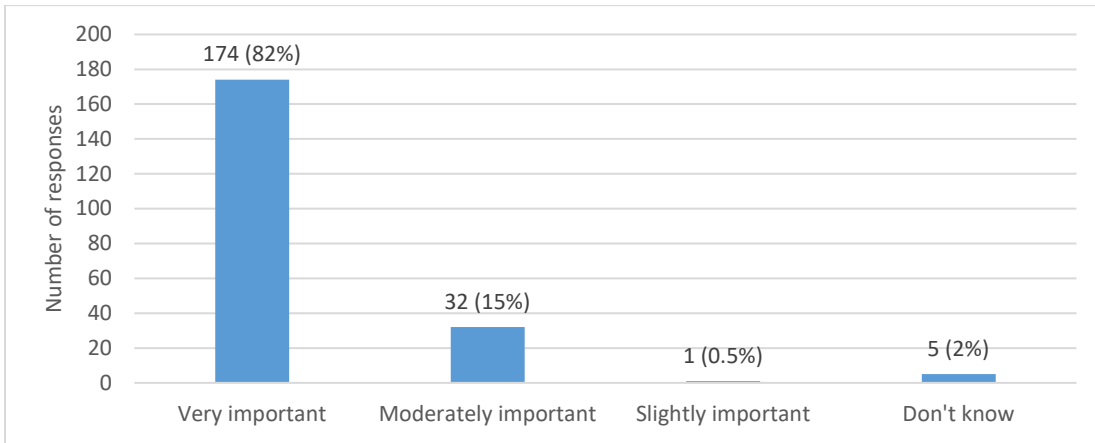
7. Should the Tug Hill Commission continue its mission? (Mission - Helping local governments and citizens shape the future of the Tug Hill region.)

Strongly agree – 174/82%	Agree – 36/17%	Disagree – 0	Strongly disagree - 0	Don't know – 2/1%
--------------------------	----------------	--------------	-----------------------	-------------------



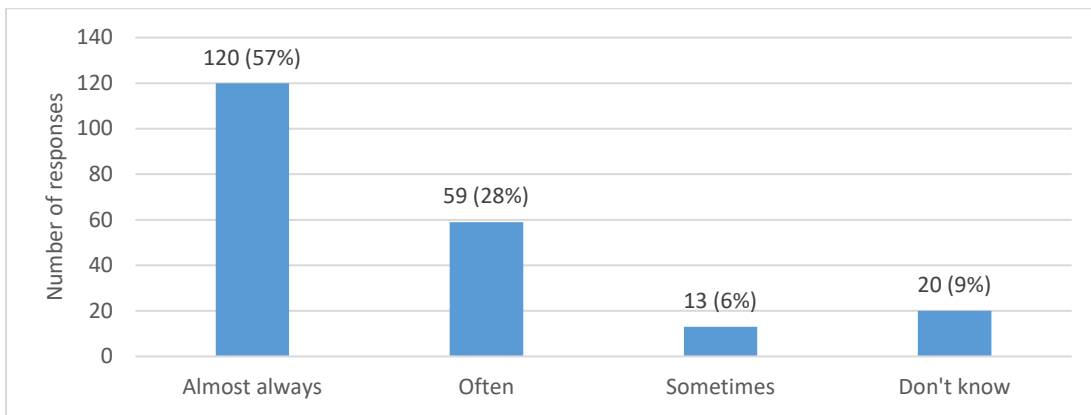
8. How important do you feel local control is to your community?

Very important – 174/82%	Moderately important – 32/15%	Slightly important – 1/0.5%	Don't know – 5/2%
--------------------------	-------------------------------	-----------------------------	-------------------



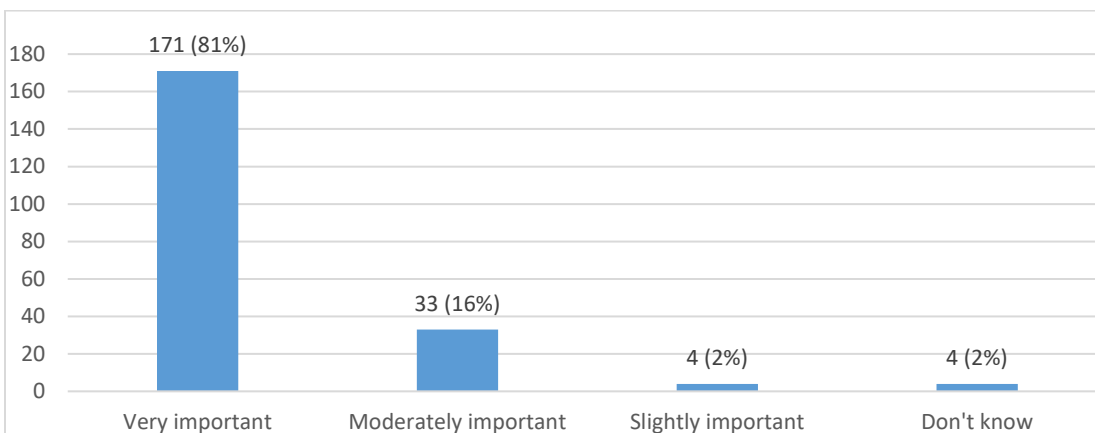
9. Does the Tug Hill Commission work to enhance local control?

Almost always - 120/57%	Often – 59/28%	Sometimes – 13/6%	Don't know – 20/9%
-------------------------	----------------	-------------------	--------------------



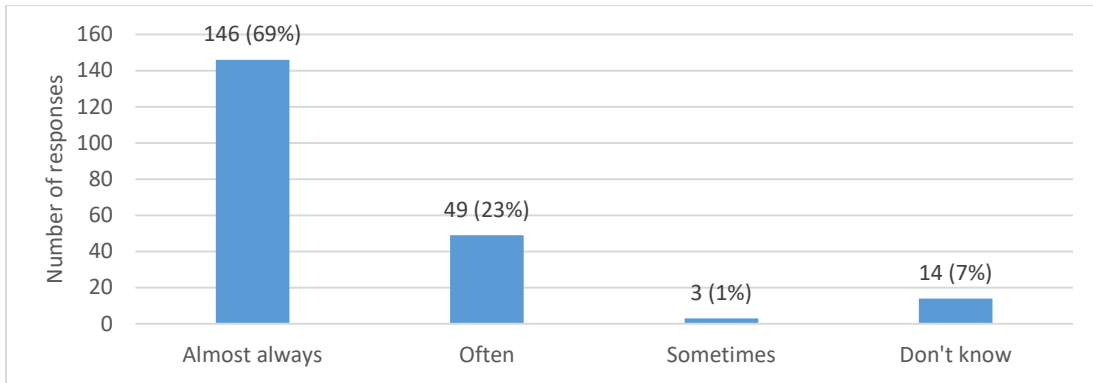
10. How important do you think intermunicipal cooperation and planning are to the Tug Hill Region?

Very important 171/81%	Important 33/16%	Slightly important 4/2%	Don't know – 4/2%
------------------------	------------------	-------------------------	-------------------



11. Does the Tug Hill Commission work effectively to support cooperation and planning?

Almost always - 146/69%	Often – 49/23%	Sometimes – 3/1%	Don't know – 14/7%
-------------------------	----------------	------------------	--------------------



12. “The Tug Hill Commission provides services which local governments need and cannot afford by themselves.”

Strongly agree – 131/62%	Agree – 65/31%	Disagree – 0	Strongly disagree - 0	Don't know – 16/8%
--------------------------	----------------	--------------	-----------------------	--------------------

